

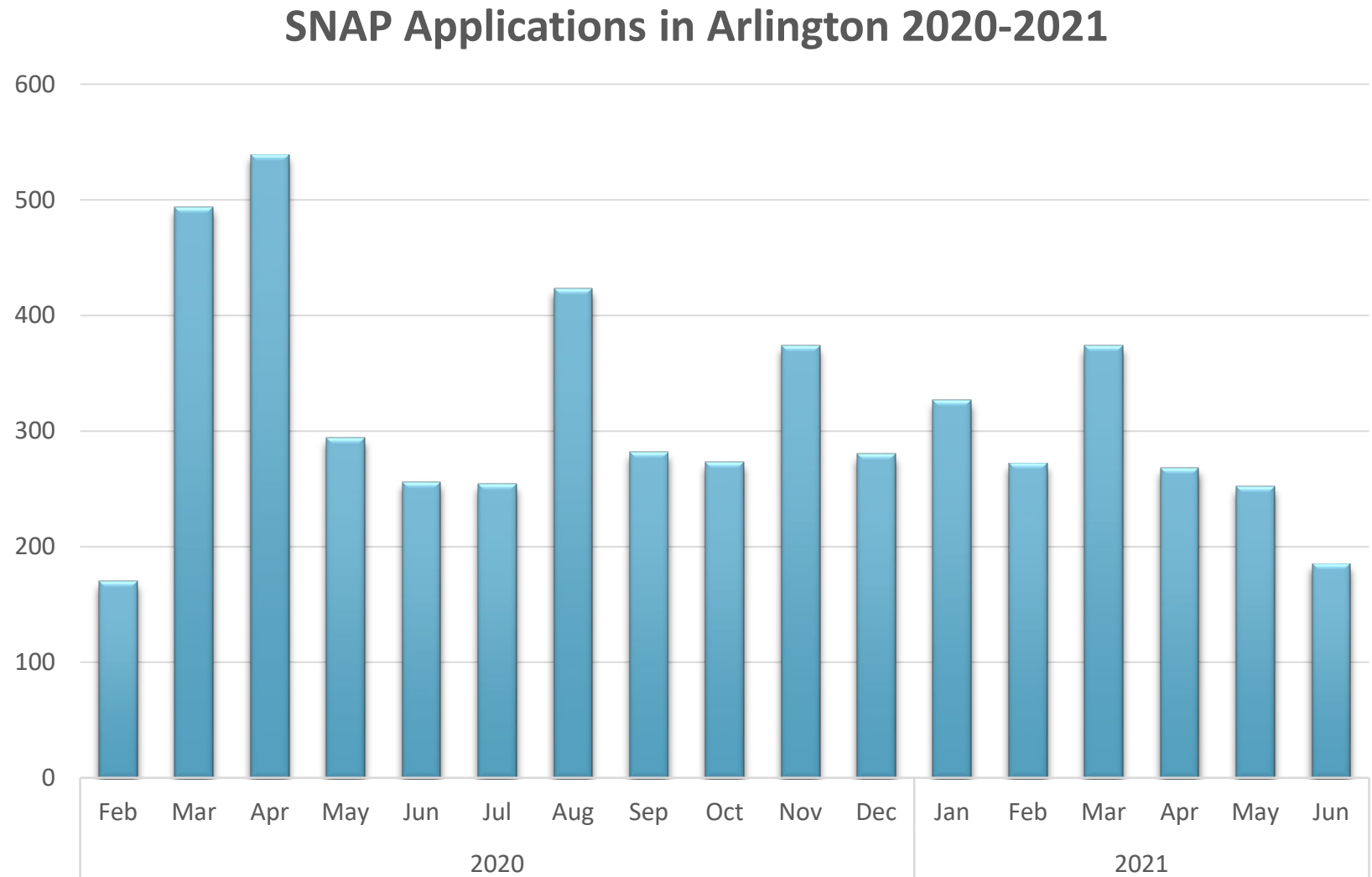


# FOOD SECURITY TASK FORCE

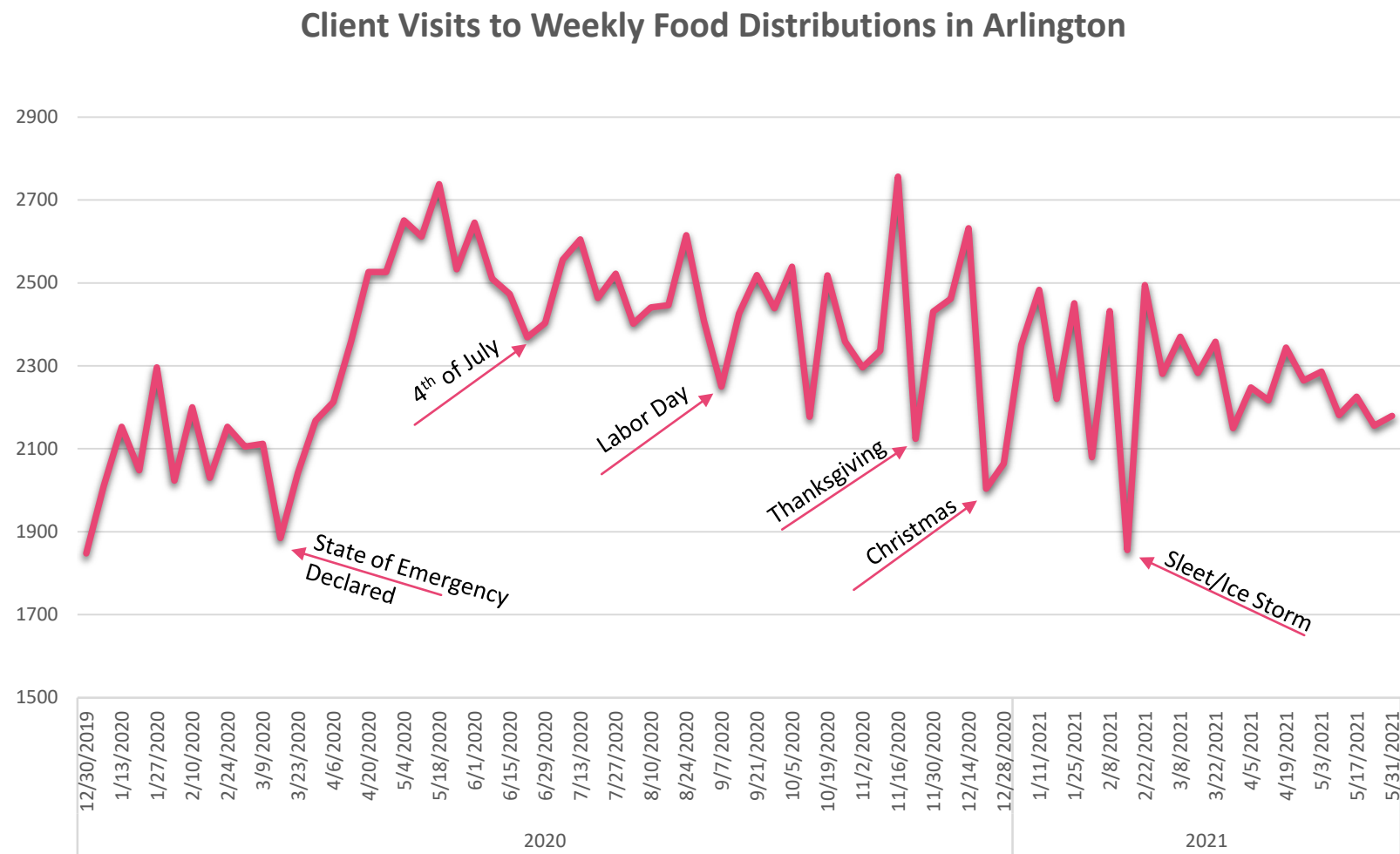
DATA & COMMITTEE UPDATES FY2021

JULY 19, 2021

# SNAP APPLICATIONS 2020 - 2021

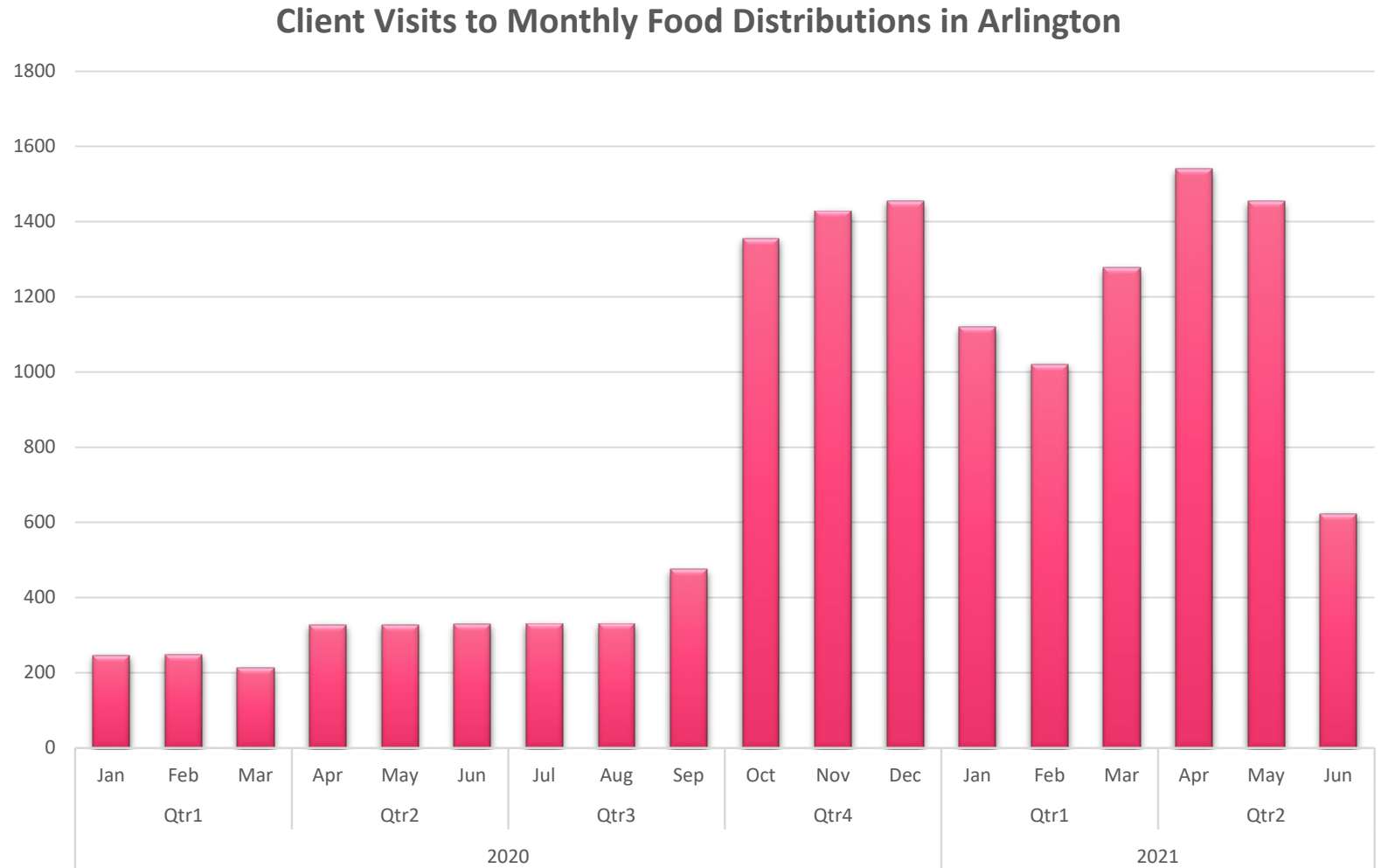


# WEEKLY FOOD DISTRIBUTIONS IN ARLINGTON 2020 - 2021



Includes AFAC, Our Lady Queen of Peace, PTA distributions at Randolph & Barcroft Elementary Schools, summer produce distributions through CPRO & YMCA, CHFA meals, Real Food For Kids, Social 60+ Cafe

# MONTHLY FOOD DISTRIBUTIONS IN ARLINGTON 2020 - 2021



\*June 2021 data is incomplete

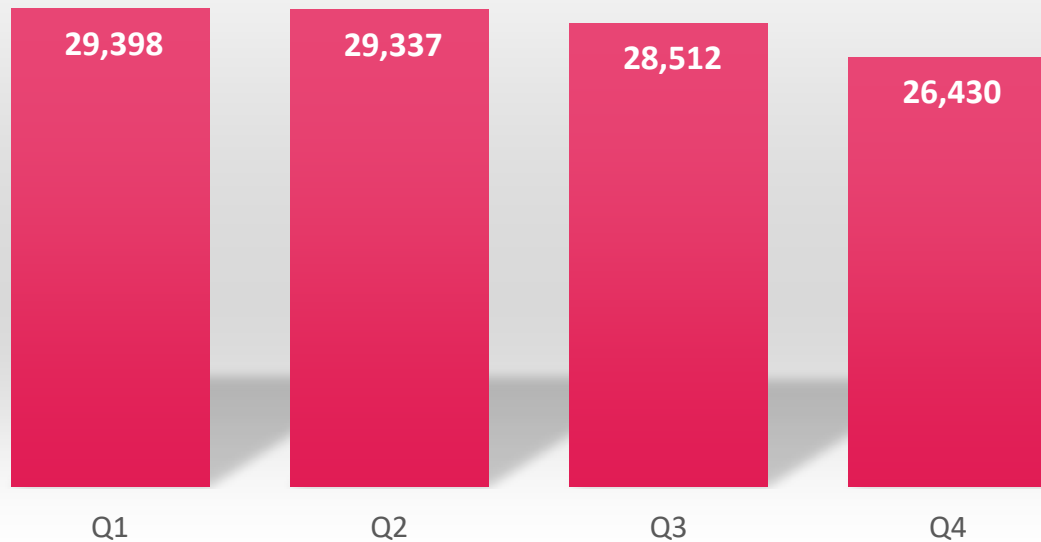
Includes Capital Area Food Bank, Senior Brown Bag through CAFB, Kenmore moms, Gunston MS



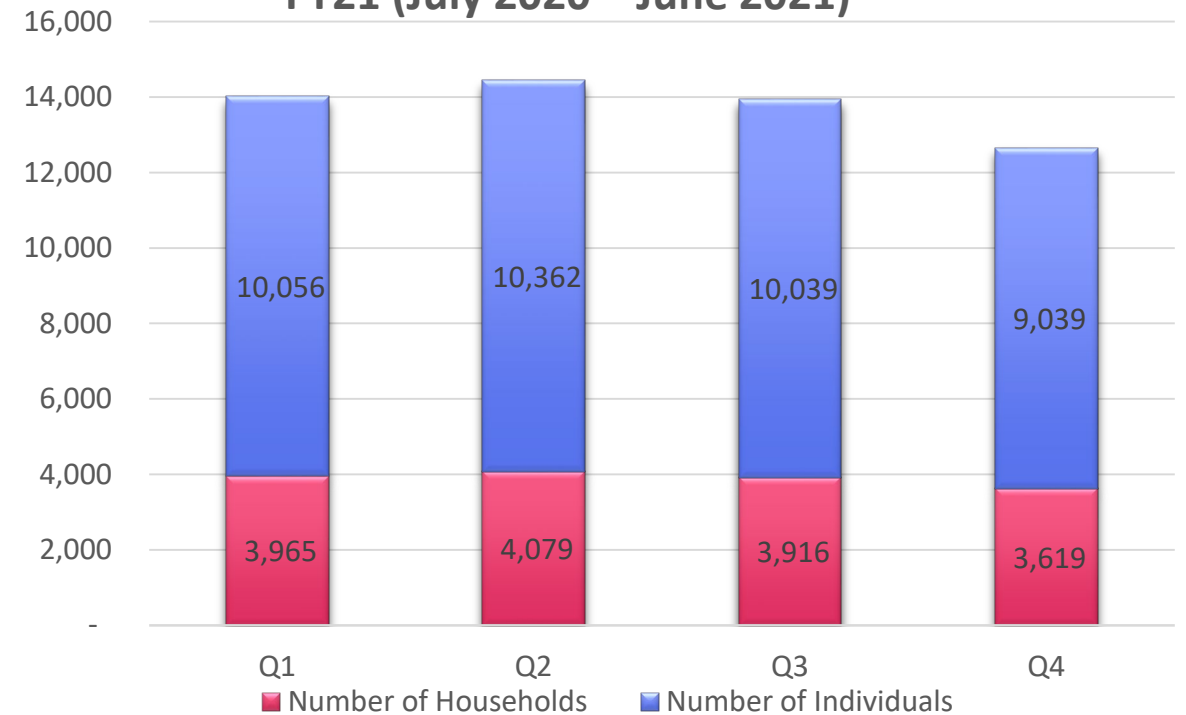


# CLIENT VISITS & HOUSEHOLDS/INDIVIDUALS SERVED AT AFAC

Client Visits at AFAC,  
FY21 (July 2020 - June 2021)



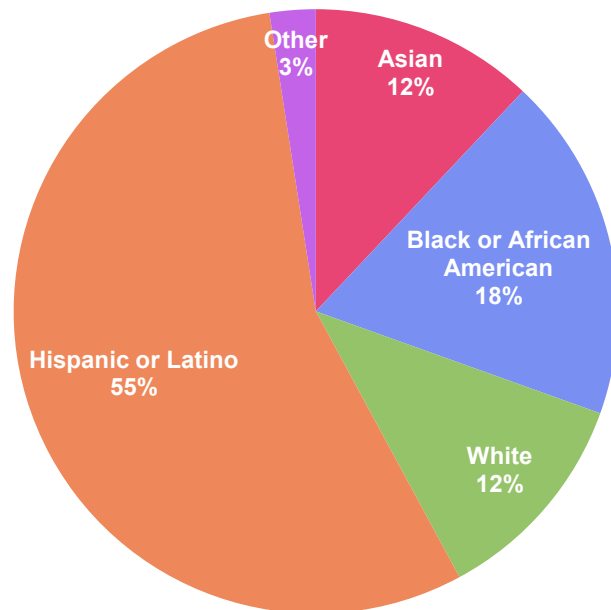
Households & Individuals Served by AFAC,  
FY21 (July 2020 – June 2021)



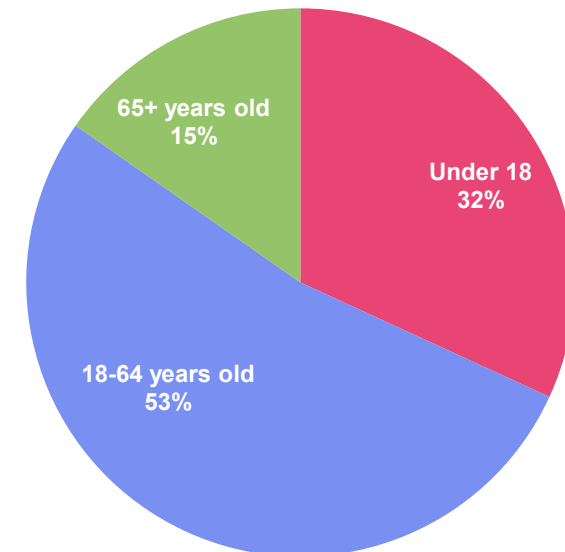


# DEMOGRAPHICS OF AFAC CLIENTS

**Race/Ethnicity of Households Served by AFAC,  
April - June 2021**



**Ages of Individuals Served by AFAC,  
April – June 2021**

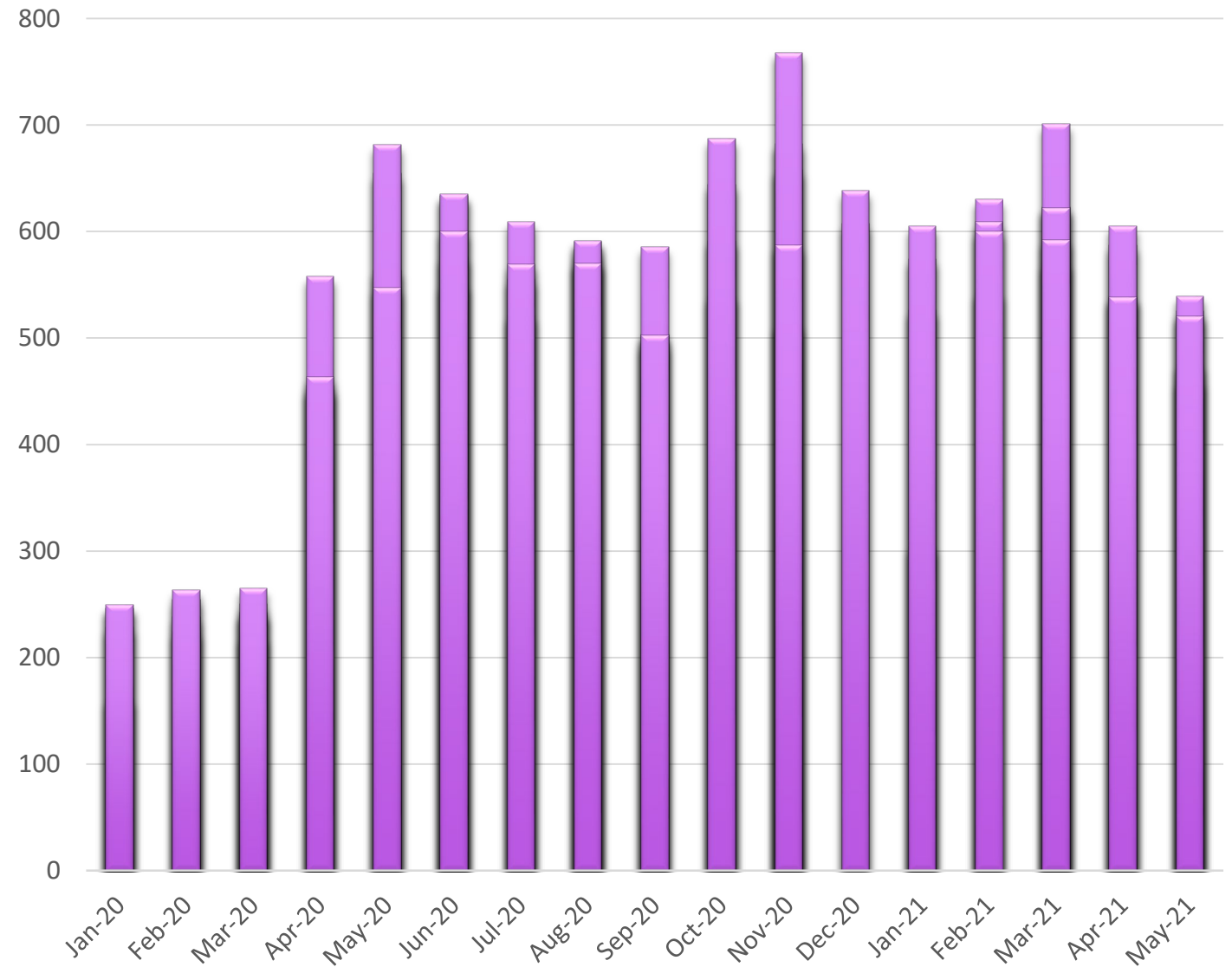




OUR LADY  
QUEEN OF PEACE  
CATHOLIC CHURCH

# OUR LADY QUEEN OF PEACE HOUSEHOLDS SERVED

Our Lady Queen of Peace Households Served





# CAPITAL AREA FOOD BANK 2021 HUNGER REPORT

## A Newly Food Insecure Population

69.6% **newly food insecure** in FFX (lowest of VA jurisdictions)

**Younger** population with average age of 46

Significantly larger households; more likely to have **children**

3x more likely to be **Hispanic**

Face greater **housing uncertainty** with 36% worried about eviction

More likely to be **working** (66% are employed in some form compared to 40% of pre-pandemic insecure);

Significantly less likely to know of **other locations** to access free food

More **severely food insecure** (65% fall into "low" or "very low" food secure groups by USDA definition)





## SNAP PARTICIPANTS' BARRIERS TO HEALTHY EATING



**88%** of SNAP participants report facing challenges to a healthy diet



**61%** reported cost of healthy foods as a barrier

SNAP participants who struggled to afford healthy foods were **more than 2x as likely** to experience food insecurity.

### OTHER CHALLENGES TO EATING A HEALTHY DIET



Time to prepare meals from scratch | **30%**



Physical disability or limitations | **15%**



Transportation to the grocery store | **19%**



Storage for fresh or cooked foods | **14%**



Distance to the grocery store | **18%**



Kitchen equipment | **11%**



Knowledge about healthy foods | **16%**



Cooking skills | **11%**

# USDA STUDY: HURDLES TO HEALTHY EATING ON SNAP

- These findings are released as the USDA re-evaluates the Thrifty Food Plan (TTP), which is used to set SNAP benefit amounts.
- The value of the TTP has remained the same since it was first introduced in 1975, adjusting only for inflation.
- Data collected in 2018

# DATA COMMITTEE

- Dashboard Goals:
  - Who is being served, how often, and what do we know about them?
  - What community resources are going into the food assistance network in Arlington?
  - Glossary of terms, units of measurement
  - Comparing data that use differing units of measurement or time frames.
- Additional Interview Goal:
  - Which programs have working methods/tools for data collection and which programs are in need.
  - How can we share knowledge from one organization to another?

# COMMUNICATIONS COMMITTEE

- Conducted interviews with Bryna Helfer and Kurt Larrick (Arlington County Government), Catherine Ashby (APS), and Anne Vor de Bruegge (Arlington Community Foundation) about lessons learned through the pandemic about effective communication with residents.
- Shared questions about resident preferences re: communication with Real Food for Kids for its focus groups/interviews as part of its SNAP pilot program.
- Shared questions with Stephanie and Lily about communications for food providers.
- Gathered information about Food for Neighbors and Northern Virginia Food Rescue as possible partners in Arlington.
- Reviewed newsletter distribution list and suggested additions.



# INFO GATHERING COMMITTEE

- Developed questions for pantries & food distribution sites, including questions from data & communications committees
  - Population served & eligibility
  - Food supply chain & donations
  - Operations & sustainability
- Next will add in questions from data and communications committees
- Soon will begin scheduling interviews with 14 food providers



# RESEARCH STUDY



Received 4 proposals from

- Food Works Group & VCU's Center for Urban and Regional Analysis ,
- Urban Institute,
- Iowa State University Extension and Outreach Food Systems Team,
- Gretchen Swanson Center for Nutrition



Steering Committee is reviewing proposals and will make a decision by the end of this week.



Contract to start in August



# THANK YOU!

NEXT MEETING MONDAY, AUGUST 30